

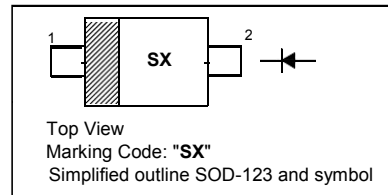
SMALL SIGNAL SCHOTTKY DIODE

Features

- Low forward voltage drop

PINNING

PIN	DESCRIPTION
1	Cathode
2	Anode



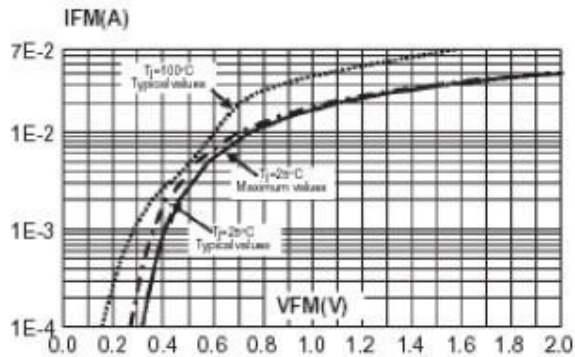
Absolute Maximum Ratings ($T_a = 25\text{ °C}$)

Parameter	Symbol	Value	Unit
Repetitive Peak Reverse Voltage	V_{RRM}	70	V
Continuous Forward Current	I_F	70	mA
Surge Non-Repetitive Forward Current ($t_p = 10\text{ ms}$)	I_{FSM}	1	A
Total Power Dissipation	P_{tot}	230	mW
Thermal Resistance Junction to Ambient ¹⁾	R_{thJA}	550	°C/W
Junction Temperature	T_J	150	°C
Storage Temperature Range	T_{stg}	- 65 to + 150	°C

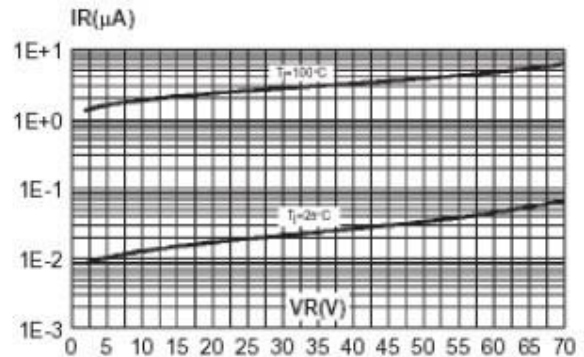
¹⁾ Mounted on epoxy board, with recommended pad layout.

Characteristics at $T_a = 25\text{ °C}$

Parameter	Symbol	Min.	Max.	Unit
Reverse Breakdown Voltage at $I_R = 10\text{ }\mu\text{A}$	V_{BR}	70	-	V
Forward Voltage at $I_F = 1\text{ mA}$	V_F	-	410	mV
Reverse Current at $V_R = 50\text{ V}$	I_R	-	100	nA
Diode Capacitance at $V_R = 0\text{ V}$, $f = 1\text{ MHz}$	C_{tot}	-	2	pF



Reverse leakage current versus junction temperature (typical values).



Junction capacitance versus reverse voltage applied (typical values).

